

**Commonwealth Girl Scout Council and HRF's
"Discover Historic Richmond" Scavenger Hunt of Church Hill**

What style is it?

Colonial before 1776

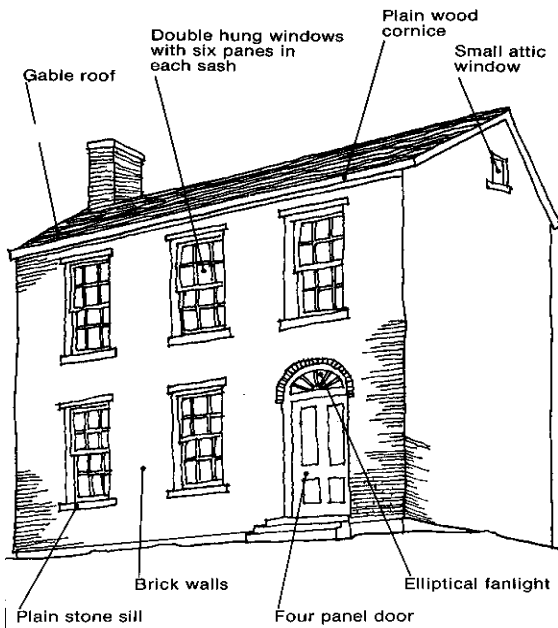
Characteristics: gable roofs, rectangular windows, constructed of wood or stone, simple exterior design, little ornamentation

- gable roof

A roof with two slopes that meet at a ridge and form a triangle



Federal 1776 - 1830s



Characteristics: smooth façade, Flemish bond brickwork, flat or arched openings over windows, classic detail in cornices and porches, delicate details, moldings, and pediments. Sometimes with **BOWED BAY FRONTS**.

- Flemish bond

alternating headers and stretchers; each header centered over the stretcher below




- pediment

at gable end of roof; triangular in shape; located over portico and above cornice

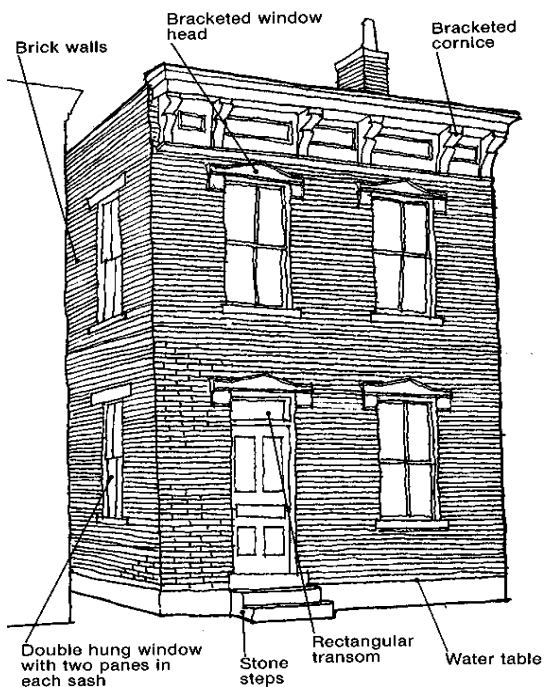


Greek Revival 1835 – 1860



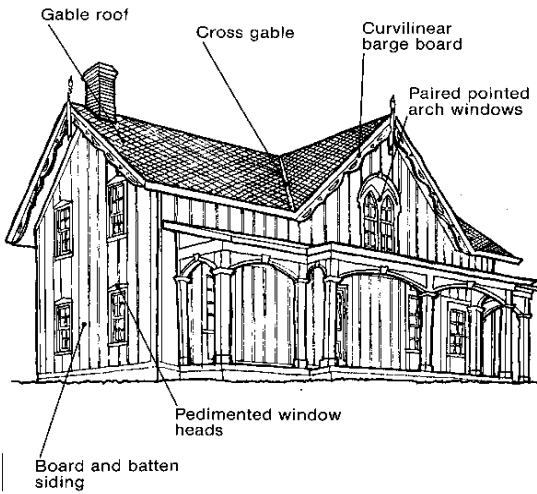
Characteristics: Simple or temple like facades, Greek orders used on columns, low or pedimented roofs, simple flat moldings, rectangular windows and doors

Italianate 1850 – 1900



Characteristics: rectangular almost square buildings. Houses two or three stories. Decorated window heads, details taken from Renaissance buildings rather than classical; large bracketed cornices, roofs feature towers and cupolas.

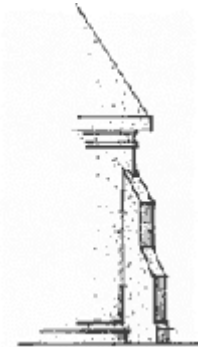
Gothic Revival 1840 – present



Characteristics: pointed arches, buttresses, steep pitch gable roofs, ornate detailing, roofline, large pointed windows, decorative moldings, lancet windows, high roofs


- buttress

a structure projecting from a wall and counteracting the thrust of an arch, vault, or roof



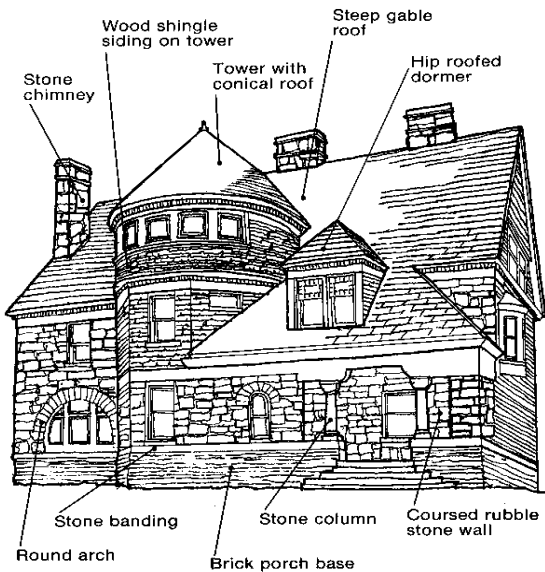
- lancet arch

an acute pointed arch whose centers are farther apart than the width of the arch




Romanesque Revival 1860-1920

Characteristics: round-headed arches for windows and doors, towers and turrets common. Heavy massive buildings.



Second Empire 1870-1900

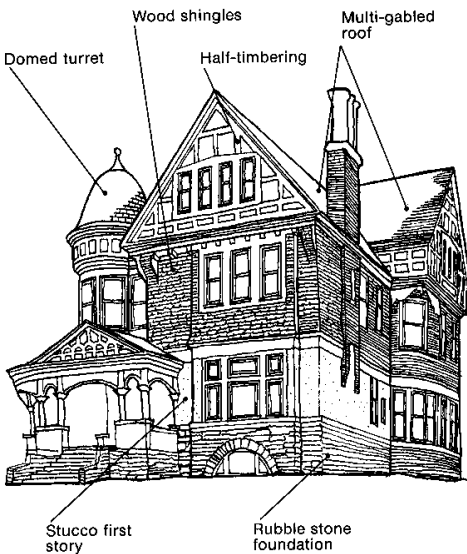


Characteristics: mansard roof, frequently decorated with multi-colored slate, elaborate dormers, Italianate or Neo-classical details, cresting, windows are arched and pedimented

- mansard roof two slopes on all four sides, the lower slope steeper and longer than the upper slope



Queen Anne 1880-1910



Characteristics: elaborate cornices and porches, towers and chimneys, use of varied materials decorative millwork and roof forms